





Sign

of the




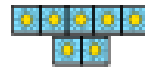
week



help



Sign of the week




want




Sign


of the




week




hungry



Sign of the week



Index finger and thumb
pluck upper neck twice



Thirsty

Why should I use signs?.

- To encourage communication.
- To assist the students understanding of keywords.
- To help teach the meaning of a word or idea.
- To give a visual clue to help the student remember the word.
- To slow down and simplify communication.
- To model and teach the use of signs that we wish the students to learn to use.

How should I use signs?

- Alongside speech - always speak and sign.
- Slowly - just sign the key or important words.
- Be very clear in your use of signs.

What signs should I use?

- Decide what are the important signs for the student and their regular routines.
- If you are introducing a new topic, or story etc, decide what signs you will need and check that you are signing them correctly